



Information Sheet

To create an account in Learning Express Library you have to have an email address. You will enter it when you Register and select a password. That is all you have to do.

[Login](#) [Register](#) [Contact Us](#)

When you return to LEL you will login. There are two places on the screen that show you are in your own account. (See arrows)

Use the arrows on the module carousel to select the module you want.



Those who are looking to prepare for the Armed Services Vocational Aptitude Battery (ASVAB) & Armed Forces Qualification Test (AFQT) --- exercises/tests in this module will help.

Select [Join the Military or Become an Officer](#)



There is an alphabetical listing of the different ASVAB Preparation tests/activities offered.

Options # 6 & #7 on the [Prepare for the ASVAB](#) page present the **Armed Forces Qualification Test – AFQT 1** and **AFQT 2**

Prepare for the ASVAB
Prepare for the ASVAB using the resources below.

ASVAB Practice Exams | ASVAB eBooks

- ASVAB Preparation: Assembling Objects**
Prepare for the ASVAB Assembling Objects subtest with this practice test, which includes 25 questions to answer in 15 minutes (like the paper and pencil version of the official subtest), detailed answers, and an instant score report. [Launch](#)
- ASVAB Preparation: Auto and Shop Information**
Use this practice test to prepare for the ASVAB Auto and Shop Information subtest. Includes 25 questions to answer in 11 minutes (like the paper and pencil version of the official subtest), detailed answers, and an instant score report. [Launch](#)
- ASVAB Preparation: Electronics Information**
This practice test will help you to prepare for the ASVAB's Electronics Information subtest. Includes 20 questions to answer in nine minutes (just like the official subtest), detailed answer explanations, and an instant score report. [Launch](#)
- ASVAB Preparation: General Science**
Prepare for the ASVAB's General Science subtest with this practice test. Includes 25 questions to answer in 11 minutes (just like the paper and pencil version of the official subtest), detailed answer explanations, and an instant score report. [Launch](#)
- ASVAB Preparation: Mechanical Comprehension**
Use this practice test to prepare for the ASVAB Mechanical Comprehension subtest. Includes 25 questions to answer in 11 minutes (like the paper and pencil version of the official subtest), detailed answers, and an instant score report. [Launch](#)
- ASVAB Preparation: AFQT 1**
This first 105-question practice test helps you prepare for the ASVAB's AFQT subtests: Arithmetic Reasoning, Math Knowledge, Paragraph Comprehension, and Word Knowledge. It includes an instant sample AFQT score and detailed answer explanations. [Launch](#)
- ASVAB Preparation: AFQT 2**
This second 105-question practice test helps you prepare for the ASVAB's AFQT subtests: Arithmetic Reasoning, Math Knowledge, Paragraph Comprehension, and Word Knowledge. It includes an instant sample AFQT score and detailed answer explanations. [Launch](#)

AFQT 1 opens the screen (below). It is a good idea to review this material. There are three options under **Choose Your Test Mode.**

Career Center | Oregon School Library Information System

ASVAB Preparation: AFQT 1

Before you begin your test, it's very important to take a few minutes to review these instructions to be sure you get the most from your online testing experience.

105 Total Questions | **84** Minutes to Complete

Choose Your Test Mode:

- Simulation**
The test will stop when the timer is up.
- Practice**
See answer explanations after you have finished. If the test is timed, the timer will display but will not be enforced.
- Learner**
View the answers to each question as you go along to help you study.

[Start Test >](#)

About This Test

This practice exam will help prepare you for the four "core" Armed Services Vocational Aptitude Battery (ASVAB) subtests that count toward your Armed Forces Qualifying Test (AFQT) score—Arithmetic Reasoning, Word Knowledge, Paragraph Comprehension, and Mathematics Knowledge. Your AFQT score determines whether or not you can enlist in the military.

For maximum preparation, this practice is based on specifications of the paper and pencil version of the ASVAB, which offers a higher number of practice questions.

When you complete this practice exam, a practice AFQT score will be automatically generated for you. Good luck!

How to Take This Test

Answering Questions

Mark your answer by clicking on the circle next to your choice.

Changing Your Answers

Before clicking SCORE MY TEST, you can change your answer to any question by clicking on a new answer choice. Once you score your test, you will not be able to change answers.

If the **Chosen Test Mode Learner** is selected, the user can exercise the option: **SHOW ANSWER**. This option allows the learner to see the answer and read an explanation.

The screenshot shows the ASVAB Arithmetic Reasoning section interface. At the top, there are navigation buttons: "Previous", "Next", and "Jump to Question". On the right, there are buttons for "Test Mode: Learner", "View Instructions", "Save and Finish Later", and "Score My Test". The main content area is titled "INSTRUCTIONS:" and states: "You are ready to begin the ASVAB Arithmetic Reasoning section. You will have 36 minutes to complete this 30-question section."

Question 1: "What is the estimated product when 157 and 817 are rounded to the nearest hundred and multiplied?"

Options:

- A. 160,000
- B. 180,000
- C. 16,000
- D. 80,000

Buttons: "Skip Question for Now" and "Your Answer CORRECT" (circled in red).

Answer Explanation (circled in red):

This is the correct answer.
157 is rounded to 200; 817 is rounded to 800. $(200) \times (800) = 160,000$.

Topic: Arithmetic Reasoning
Subtopic: Decimals

Question 2: "On the cardiac ward, there are 7 nursing assistants. Basil has 8 patients; Hobbes has 5 patients; McGuire has 9 patients; Mattie has 10 patients; Garcia has 10 patients; James has 14 patients; and Lydia has 7 patients. What is the average number of patients per nursing assistant?"

Options:

- A. 7
- B. 8
- C. 9
- D. 10

Buttons: "Skip Question for Now" and "SHOW ANSWER" (circled in red).

Once the learner is in the **Test Mode** they've selected they have the options to **Save and Finish Later** or **Score My Test**.

The screenshot shows the ASVAB Preparation: AFQT 1 interface. At the top, there are navigation buttons: "Previous", "Next", and "Jump to Question". On the right, there are buttons for "Test Mode: Learner", "View Instructions", "Save and Finish Later", and "Score My Test". The main content area is titled "Arithmetic Reasoning" and "INSTRUCTIONS:" and states: "You are ready to begin the ASVAB Arithmetic Reasoning section. You will have 36 minutes to complete this 30-question section."

Question 1: "What is the estimated product when 157 and 817 are rounded to the nearest hundred and multiplied?"

Options:

- A. 160,000
- B. 180,000
- C. 16,000
- D. 80,000

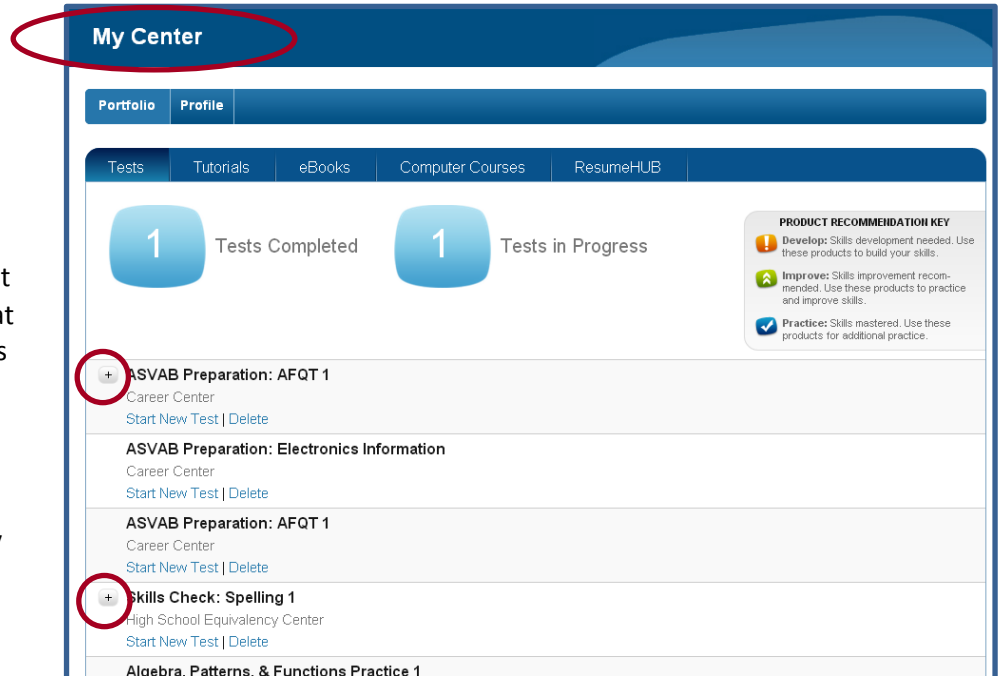
Buttons: "Skip Question for Now" and "Save and Finish Later" and "Score My Test" (circled in red).

Question 2: "On the cardiac ward, there are 7 nursing assistants. Basil has 8 patients; Hobbes has 5 patients; McGuire has 9 patients; Mattie has 10 patients; Garcia has 10 patients; James has 14 patients; and Lydia has 7 patients. What is the average number of patients per nursing assistant?"

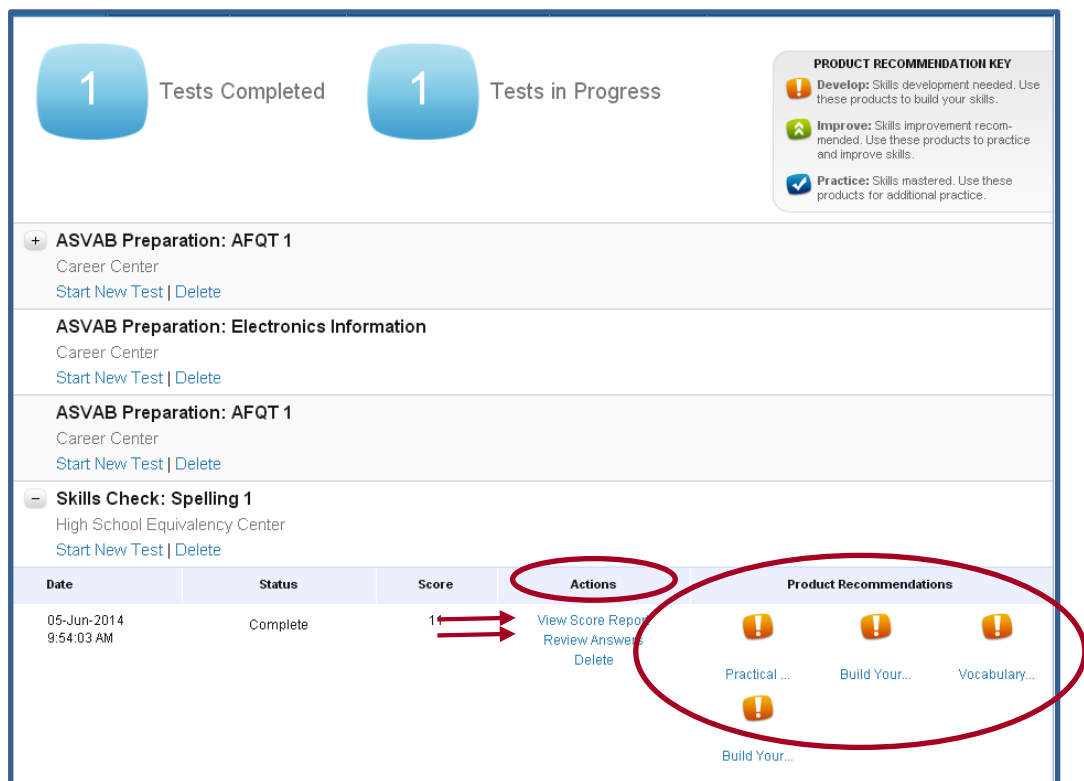
To: Assess progress; Pick up where you have Left off on a test; Delete a test; or, Start a new test, select **My Center**.

The Plus Sign + beside the Test or Skill Module, indicates what has been completed or what is In Progress.

Clicking on the + beside the description of the test/activity provides a snapshot of where things are.



The **Skills Check: Spelling 1** test indicates very low scores and that **Skill Development** is needed.



Selecting **View Score Report** under the **Action** option provides the following data

Skills Check: Spelling 1

Score Report

Your Score: **11**

[View Answers](#)

Your score indicates that you need to build your spelling skills. You can use our vocabulary and spelling skill builders and tests. Your recommended resources can be found below.

Topic	Number of Questions	Correct	Incorrect	Skipped	Score
Spelling	40	22	18	0	22
Consonants	24	8	16	0	8
Structural Unit	28	16	12	0	16
Vowels	28	20	8	0	20
Total	20	11	9	0	11
Total	20	11	9	0	11

Selecting **Review Answers** under the **Action** option, provides the following data

Review Answers

Score: 11

Actions

[View Score Report](#)

[Review Answers](#)

[Delete](#)

Product Recommendations

[Practical ...](#)

[Build Your ...](#)

[Vocabulary ...](#)

[Build Your ...](#)

Question 1

A. ridiculous

B. redikulous

C. redicculous

D. redickulous

Skip Question for Now

Answer Explanation

Choice **A** is the correct answer. The single consonant **c** is the correct spelling.

Topic: Spelling

Subtopic: Consonants

Question 2

We _____ will be attending the reunion at the end of the month.

A. defunatley

B. definatley

C. defanitley

D. defintely

Skip Question for Now

Answer Explanation

Your Answer **CORRECT**

Selecting the **Practical Spelling** option, downloads a PDF file

Score 11

Actions: View Score Report, Review Answers, Delete

Product Recommendations: Practical..., Build Your..., Vocabulary...

1 Tests Completed

ASVAB Preparation: AFQT 1
Career Center
Start New Test | Delete

ASVAB Preparation: Electronics Information
Career Center
Start New Test | Delete

ASVAB Preparation: AFQT 1
Career Center
Start New Test | Delete


Skills Check: Spelling 1
High School Equivalency Center
Start New Test | Delete

Date	Status	Score	Actions	Product Recommendations
05-Jun-2014 9:54:03 AM	Complete	11	View Score Report Review Answers Delete	Practical ... Build Your... Vocabulary...

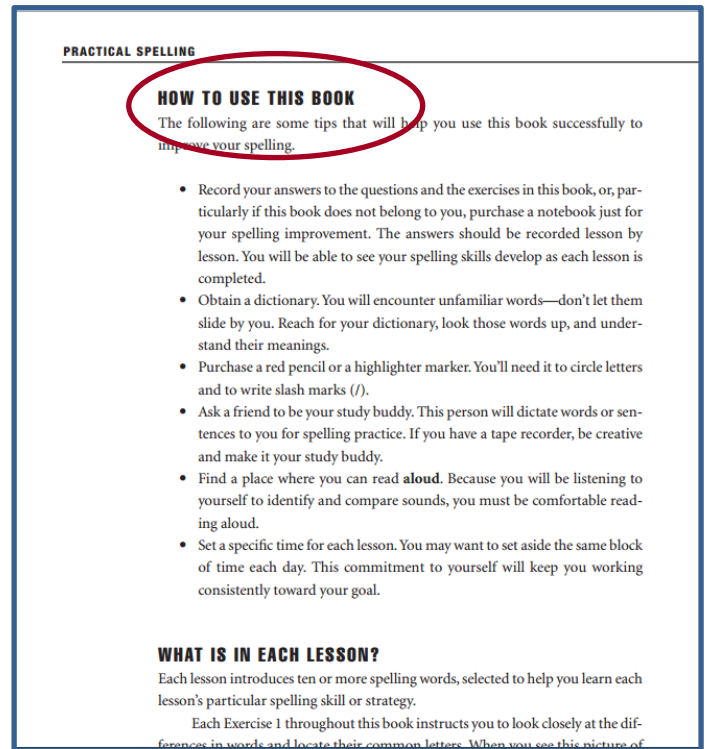
05-Jun-2014 9:54:03 AM	Complete	11	View Score Report Review Answers Delete	Practical ... Build Your... Vocabulary...
---------------------------	----------	----	---	---

PracticalSpelling2ndEdi...pdf

The 190 page PDF file or eBook, provides a comprehensive study guide with simple assessments. At this point the practice exercises and quizzes move to pencil/paper format and the learner moves through the exercises and quizzes. **MAKE SURE TO TELL THE STUDENTS NOT TO PRINT THESE OUT!!**

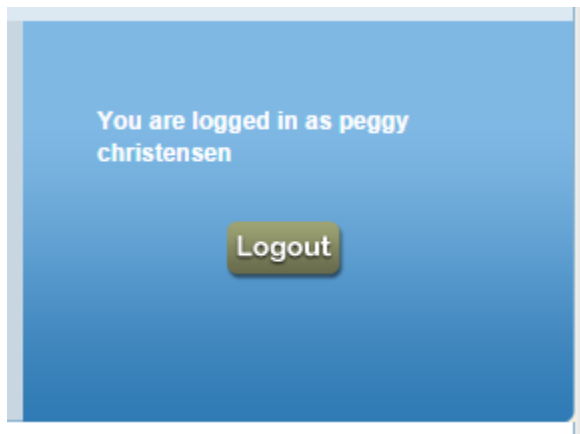


CONTENTS	
Introduction	1
Preface	10
1 Getting Started	13
2 Compounding with Short Vowels	21
3 Compounding with Long Vowels	31
4 Pairing Vowels	41
5 What's All the Mumbling About?	49
6 The Murnurs Continue	57
7 What a Pair!	65
8 The Pairing Continues . . .	73
9 The Final Pairs	81
10 The Softening of Consonants	89
11 The Oddball Consonants	97
12 Silence!	105
13 Silent Letters and Double Trouble	113
14 Expand . . . Expansion	121
15 Beat the Stress	129
16 The Base Word	139
17 Getting Off First Base	149
18 Spelling Demons	157
19 Remy Words and Mixed Pairs	163
20 Putting It All Together	171



The **How To Use This Book** section is really important because it establishes the boundaries/dispositions/venue the learner is going to need.

The answers to the exercises are at the end of each lesson.



It is important to **LOG OUT** of the **Learning Express Library** database when using the schools computers.