



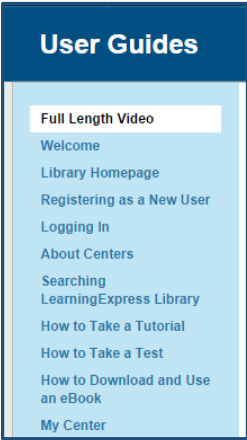
A.C.T.

# Information Sheet

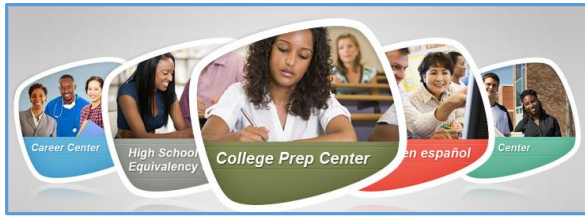
To create an account in Learning Express library you have to have an email address. You will enter it and select a password. That is all you have to do.

When you return to LEL you will login. There are two places on the screen that show you are in your own account.

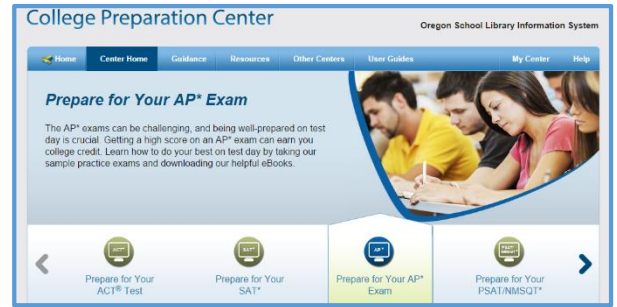
Use the arrows on the module carousel to select the module you want.



Notice there is an option on this first page to view **User Guide** videos. It will only take a couple of minutes and it is a good idea to view at least one of the guides. A sample of the videos offered is shown in the screenshot to the left.



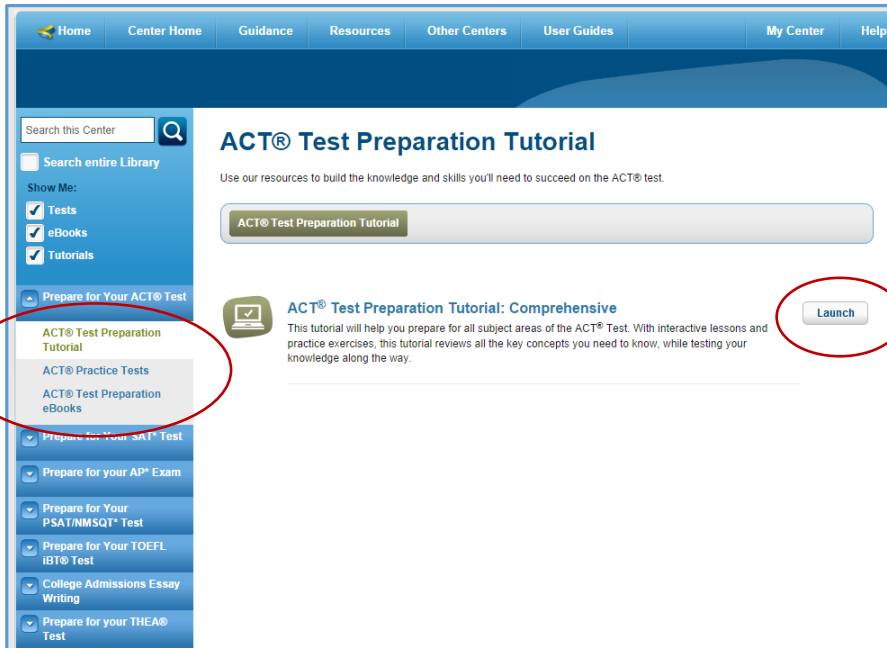
The college Prep Center is the module to use to prepare for the SAT and the ACT



Select the module you want. The example shows the **ACT Test** preparation tutorial was selected.

On deck is a tutorial to prepare for all sections of the **ACT**. Notice the Table of Contents on the left shows both Practice Test and ACT eBooks available for download.

Clicking **Launch** begins the tutorial.



The Course Introduction menu provides 6 units as well as a Pre-Test and Post-Test option.

**How long are the tests?**  
 Each test varies in the number of questions, type of questions, and timing. Clicking on the name of a test will display a detailed description of the test, including the number of questions and estimated time.

**Why are the tests timed?**  
 We provide you with a true test-taking experience. By taking a timed test, you can learn how to pace yourself and not spend too much time in any one section.

These two Q & A's are under **Help** on main page.

The Pre-Test is timed (and that includes reading the instructions).

**Pre-Test**

◀ Previous   Next ▶   Jump to Question ▾   Save and Finish Later   Score My Test

View Instructions   Test Time Remaining: **00:59:53**

Please use the following to answer questions 1 to 10. Read the passage through once before you begin to answer any questions. You will see that certain words or phrases have been underlined and numbered. For each question, you will see alternatives for those underlined words or phrases. Choose the one that best expresses the idea of the passage, is the best use of standard English, or is most consistent with the tone and style of the passage. If you find the underlined part to be correct, choose "NO CHANGE." Note that to answer many of the questions, you will probably need to read several sentences beyond the question. You may also find questions about a section of the passage or the passage as a whole, rather than about an underlined part.

**Finish Later**

**Warning**

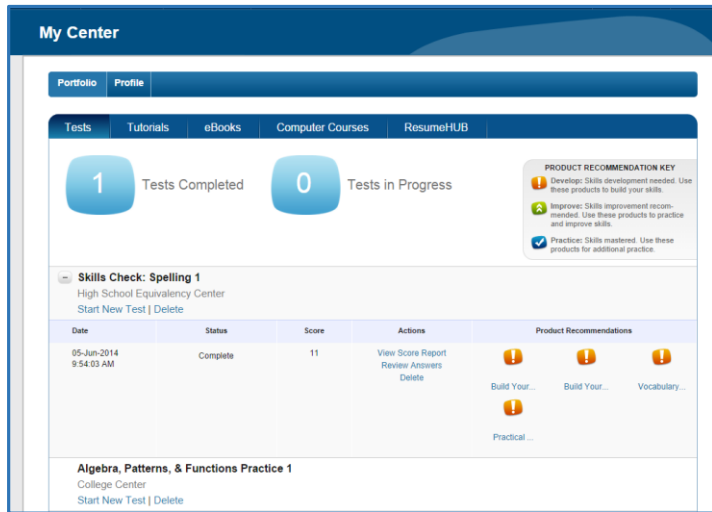
You are about to navigate away from this page. To save this quiz to your portfolio, click **Save to Portfolio**. To exit and return to the list of resources, click **Close without Saving**. Click **Cancel** to stay on the current page.

Save to Portfolio   Close without Saving   Cancel

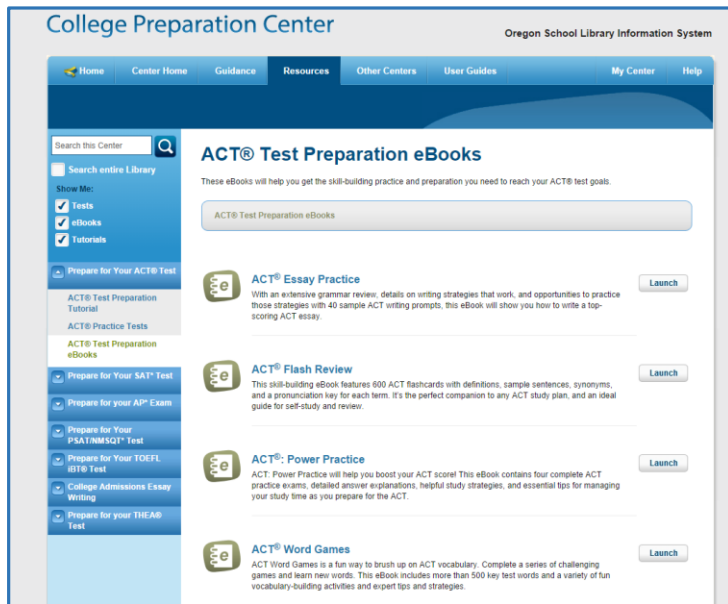
Tests can be saved and finish later. Another option is to exit without saving. Choosing this 2<sup>nd</sup> option brings up the following WARNING.

Once a test is finished, it can be scored. This information is stored in the **My Center**. Click on that tab to open it.

Home   Center Home   Guidance   Resources   Other Centers   User Guides   **My Center**   Help



**My Center** – is unique to the user. This is where individual information is stored. It is also private in the high school setting. In a University setting, the **My Center** information may be accessed by the institution.

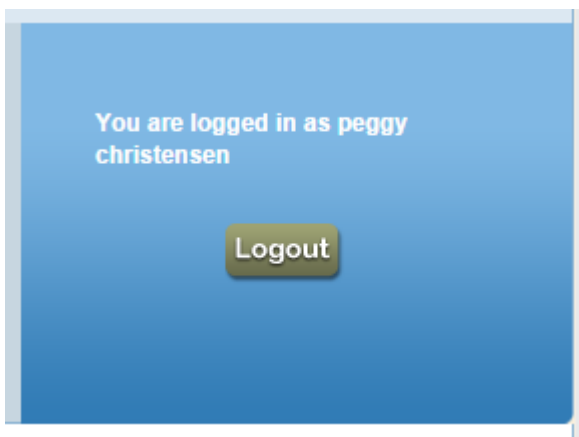


The College Prep Center module also provides ACT Test Preparation eBooks.

The books download in PDF files on the computers at the MHS campus



Read them but **DON'T PRINT THEM** if you are on a school computer. Some are over 100 pp long.



The LEL modules are easy to navigate and very useful. The more you use them, more familiar you will get. Remember to **LOGOUT** of the program when you are finished.